



Chinee Container House Co., Ltd

Container House One-stop Service



Chinee Container House Co., Ltd.

- 📍 Factory: Xinghua village, Zhenze Town, Wujiang District, Suzhou City, Jiangsu Province, China (Mainland)
- 📍 Export: 6F, ShunJing Trade Center, No.855, Industrial Avenue South, Haizhu District, Guangzhou, China (Mainland)
- ☎️ +86-18922342083
- ✉️ info@china-containerhouses.com



Chinee Container House Co., Ltd



Chinee Container House Co., Ltd

Professional container house manufacturer with over 15 years of experience, providing you with one-stop service.



DETACHABLE CONTAINER HOUSE



Size :
5950L*3000W*2800H mm

Loading : 20GP--7Unit
40HQ=17Units

Installation :
4Workers+3Hours=1 House

PRODUCT INTRODUCTION

1. Easy To Transport

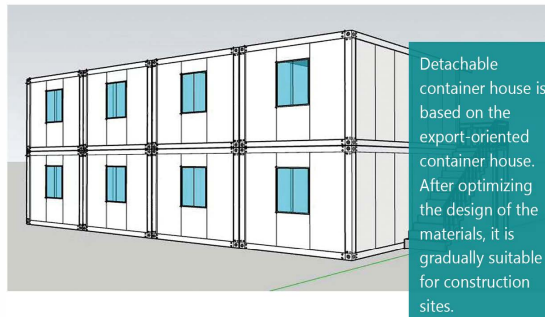
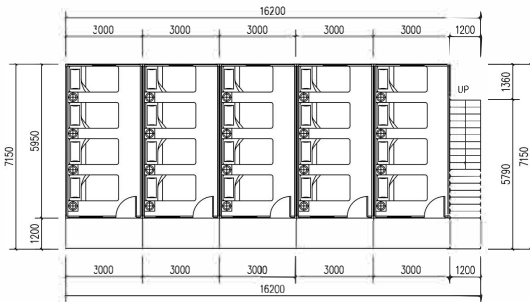
All materials can be shipped in bulk;
1X40'HQ can be loaded with 17 units;
greatly reducing the shipping space and
transportation cost.

2. Flexible Installation

No welding is required in the installation
process, no cranes and forklifts are
needed, 4 workers + 3 hours = One
deachable container.

3. Wide Range Of Applications

Suitable for offices, warehouses, workers'
accommodation, toilets, meeting rooms,
camps, etc.



Detachable
container house is
based on the
export-oriented
container house.
After optimizing
the design of the
materials, it is
gradually suitable
for construction
sites.



FLAT PACK CONTAINER HOUSE



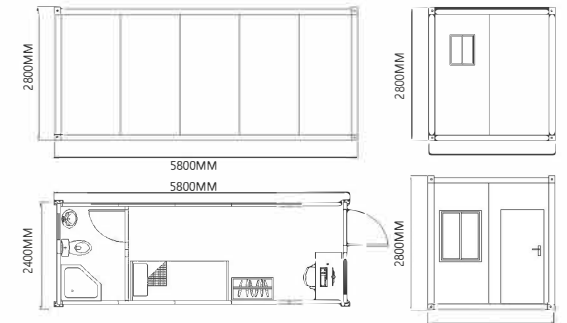
Size :
5800L*2400W*2896H mm

Loading :
40HQ=6-8Units

Installation :
4Workers+2Hours=1 House

PRODUCT INTRODUCTION

The flat pack container house is a
modular building product based on
steel frame and lightweight
wallboard structure. The product
consists of top frame, bottom
frame, corner post and 14
interchangeable wall panels. It
can be packaged for sea
transportation and Land
transportation.





FOLDABLE CONTAINER HOUSE

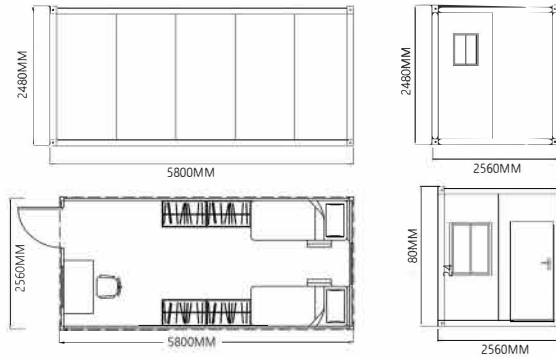


Expanded Size :
5800L*2500W*2450H mm

Package Size :
5800L*2500W*430H mm

Loading :
40HQ--10Units

Insta la ton :
2Workers+10Mins=1House



PRODUCT INTRODUCTION

It is easy to assemble and disassemble. Just lift the roof with a crane and tighten the screws. 2 people can assemble a house in 10 minutes.



Z SHAPE FLAT PACK CONTAINER HOUSE

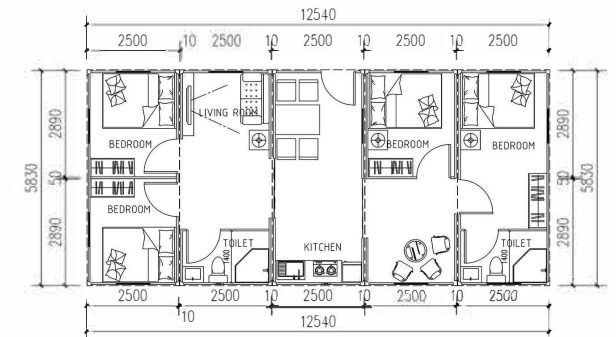


Exterior Size :
5800L*2500W*2660H mm

Inerior Size :
5620L*2320W*2460H mm

Loading :
40HQ--10Units

Insta la ton :
2Workers+10Mins=1House



PRODUCT INTRODUCTION

It is a full-page installation, and the entire installation process only takes 15 minutes. During the installation process, the worker only needs to support it.





EXPANDABLE CONTAINER HOUSE

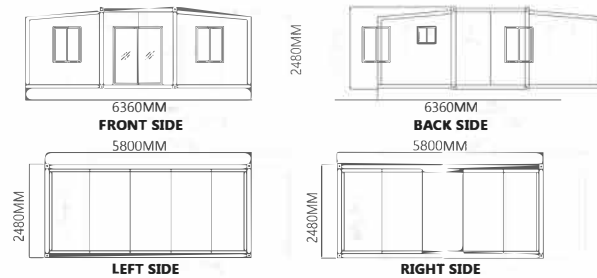


Expanded Size : 6234L*5800W*2540H mm

Package Size : 2200L*5800W*2540H mm

Loading : 40HQ--2Units

Installation : 4Workers+30Mins=1House



PRODUCT INTRODUCTION

1. One To Three/Quick Installation
5 people 10 minutes to expand

2. Low Labor Cost
Assemble at the factory and use it at the destination

3. Low Shipping Cost
Volume compressed after folding, and space is reduced.destination



EPS PORTABLE TOILET



Size : 1100L*1100W*2300H mm

Transport Volume : 20GP--28Unit
40HQ--53Units

TOILET ADVANTAGES

- Movable
- Less Space
- Less Manpower
- Materials
- Less Financial Resource



PROJECT DISPLAY

